

Data Sheet

4.5W LED GU10 Reflector

Version	V1.0
File Name	Data_KTC_4.5w(KLED4.5PWR)_GU10_2011-V1.0.doc
Location	[Root]/Datasheet/LED/PowerSpot

CONTENTS

CONTENTS.....	1
Photograph and Specifications.....	2
Product Code Format.....	2
Features	2
Specifications	3
Lumen Output Vs. Temperature	3
Lumen Maintenance	3
Photometrics.....	4
Line Drawing.....	4
Packaging.....	5

History

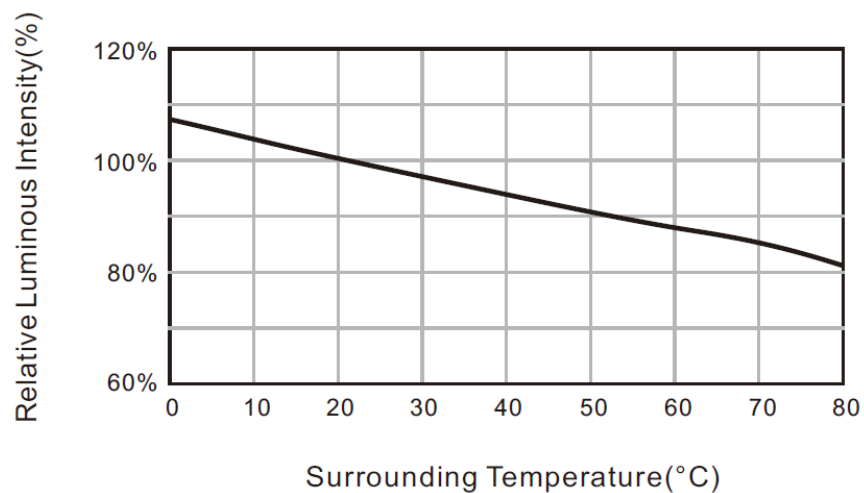
Version	Date	Comment	Written By	Review By
V1.0	2011-10-12	First Release	L.Cheng	W. Kuang

Authorised By	
Position	
Signature	

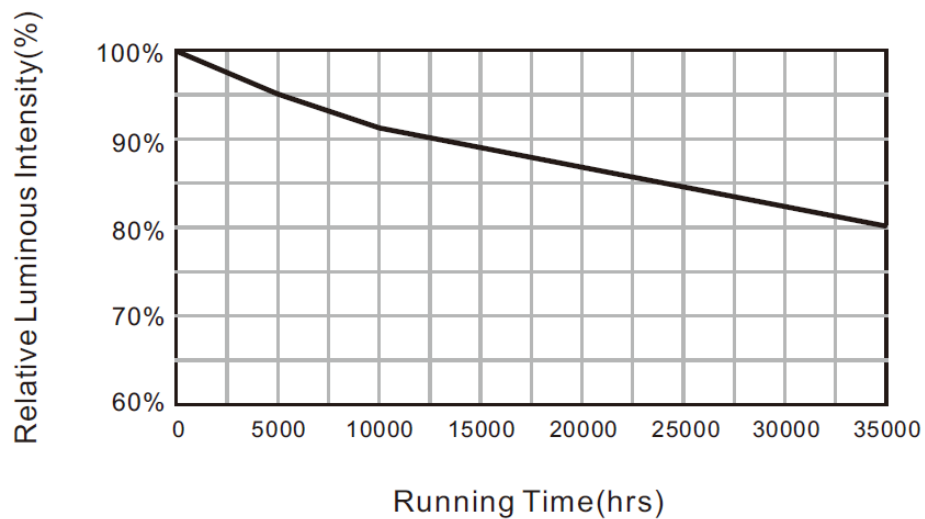
Specifications

Rated Lamp Wattage	4.5W	Peak Candelas	500cd (3000K)
Equ. Watt	42W		515cd (4000K)
Input Voltage	220-240V		550cd (6500K)
Line Frequency	50/60Hz	Ambient Temperature(Ta)	-20°C to 40°C
Input Current	40mA	Case Temperature(Tc)	Max. 70°C
Quantity of LED(pcs)	3	LED Chip	Epistar
Dimmable	No	Length	55mm
Base	GU10	Diameter	50mm
Beam Angle	30°	Packaging Type	Color Box
Life to 50% Failure	35000hr	Qty Per Box	1
Color Temperature	3000K/4000K/6500K	Qty Per Mid-Carton	20
CRI	76 Ra	Qty Per Carton	100
Lamp Luminous Flux	220lm (3000K)	Net Weight Per Piece	75g
	230lm (4000K)	Gross Weight Per Carton	7.5 kg
	260lm (6500K)		
Lumen Maintenance 10000h	91%		
Lumen Maintenance 30000h	80%		

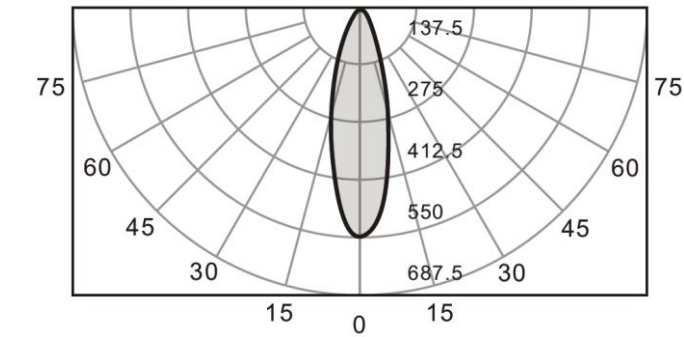
Lumen Output Vs. Temperature



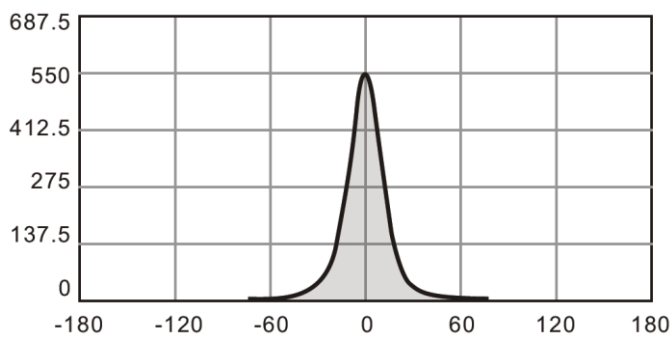
Lumen Maintenance



Photometrics



m	Beam Angle: 30°	Lux	Øcm
0.5		2163	27
1.0		542	53
2.0		136	107
3.0		60	160



Line Drawing

